

# ABS KITS



Fig. 1



Fig. 2



Fig. 3

Haldex ABS kits are best used on standard trailers such as Vans, Dumps, Flatbeds, and others that use 2 or 3 axles. These are in either a full kit for non-ABS ready axles or a condensed kit for axles ready for an ABS system. Haldex ABS kits comply with March 2001 PLC4 Truck Industry Standard.

## ABS Trailer Kits

Part #	Fig.#	Description
AQ960208	1	Full Kit for Springbrake Axles
AQ960802	2	Condensed Kit for Springbrake Axles

### ABS Trailer Valve:

N4306CD	3	Full Function 4-Port ABS Valve
---------	---	--------------------------------

## ABS Retro Fit Kits


Part #	Number of Ports	Best Application
AQ960502	6	Replace MOD-1
AQ960503	6	Retro Fit Bendix, Wabco Multi-Axle
AQ960504	6	Slider Axles or Boggies
AQ960505	2	Dollys and Single Axle
AQ960506	2	Dollys and Single Axle
AQ960510	6	Tandem Axle Spring Suspension
AQ960511	6	Tandem Axle Spring Suspension
AQ960512	6	
AQ960513	6	Multi-Axle Applications
AQ960514	4	Tandem Axle Air Ride - Wabash
AQ15457	Wheel End Kit	For Wabash MBS2



## We're the *STOP* for ABS


### ABS Wheel Parts

Part #	Fig.#	Description
AL1027194	1	Wheel Sensor with Straight Body
AL10271914	---	Wheel Sensor with 90 Deg. Body
A59512309	2	Sensor Retainer
102008WJ	3	Sensor Weld-On Block



### ABS Electrical Products

Part #	Fig.#	Description
SFA-09-SE	4	9' ABS Straight Cord
SFA-12-SE	4	12' ABS Straight Cord
SFA-14-SE	4	14' ABS Straight Cord
680-E71SG	5	7-Way ABS ISO Plug with Inverted Ground Pin
680-E72	6	7-Way ABS ISO Socket with Inverted Ground Pin
742208A5	7	4/12 - 2/10 - 1/8 Gauge ABS Green Cable
670-722	---	Boot for Back of Socket



### Powercoil Lineup

#### Green (ATG Series) - Heavy Duty For ABS

White	Black	Yellow	Red	Green	Brown	Blue
8 ga	12 ga	12 ga	10 ga	12 ga	12 ga	10 ga
<b>ABS: Yes</b>		<b>Multi-Trailer: Yes</b>		<b>Stop Lamp: Bright</b>		

#### Yellow (ATG Series) - For Auxilary Power

White	Black	Yellow	Red	Green	Brown	Blue
8 ga	12 ga	12 ga	10 ga	12 ga	12 ga	10 ga
<b>ABS: N/A</b>		<b>Multi-Trailer: Yes</b>		<b>Stop Lamp: Bright</b>		

White	Ground Return	Black	Clrnce. Marker, I.D. Lamps
Yellow	Left Trn./Hazard	Red	Stop Lamps
Green	Right Trn./Hazard	Brown	Tail/License Plate Lamps
Blue	ABS Cont. Power		



Powercoil Lineup



# AIR TANKS & AIRLINE

## Air Tanks



Fig. 1



Fig. 2



Fig. 3



Fig. 4



Fig. 5



Fig. 6

Part #	Fig.#	Volume		Mounting			
		Cubic In.	Outside Dia.	Hole Centers	Main	Drain	Ends
2000	1	1425	8"	32"	3/4"	1/4"	3/8"
2001H	2	1488	9.5"	27.5"	3/4"	1/4"	3/8"
2001K	3	1488	9.5"	27.5"	3/4"	1/4"	3/8"
200J	2	2800	12"	29.5"	3/4"	1/4"	1/2"
2002T	4	2800	12"	29.5"	3/4"	1/4"	1/2"

### Drain Valve

1111-48	5	48" Self Closing, Heavy Duty Drain Valve w/ 1/4" Pipe Thread
110	6	Truck Air Tank Drain Cock w/ 1/4" Pipe Thread

## Air Brake Hose Assemblies



**1/2" I.D. Hose with 3/8" Fittings  
with One Swivel End**

**3/8" I.D. Hose with 3/8" Fittings  
with One Swivel End**

Hose Length	Part #	Part #
18"	18118	16118-66
20"	18120	16120-66
24"	18124	16124-66
26"	18126	16126-66
28"	18128	16128-66
30"	18130	16130-66
32"	18132	16132-66
34"	18134	16134-66
36"	18136	16136-66
38"	18138	16138-66
40"	18140	16140-66
42"	18142	16142-66
44"	18144	16144-66
48"	18148	16148-66
54"	18154	16154-66
60"	18160	16160-66



# AIRLINE & ACCESSORIES

## Air Brake Hose

Part #	Fig.#	Hose I.D.
375250B	1	3/8"
500250B	1	1/2"

Available per foot or in a 250 ft. roll.

## Nylon Air Brake Tubing

Part #	Fig.#	Nominal O.D.
1922-01-1	2	1/8"
1924-01-1	2	1/4"
1926-01-1	2	3/8"
1928-01-1	2	1/2"
1930-01-1	2	5/8"
1932-01-1	2	3/4"

Available per foot or in a 100 ft. roll.  
Colored Tubing Also Available

## Gladhands & Accessories

Part #	Fig.#	Description
1011	3	Universal Aluminum Gladhand
1011E	3	Emergency (Red) Aluminum Gladhand
1011S	3	Service (Blue) Aluminum Gladhand
9203	4	Emergency (Red) Aluminum Shutoff Gladhand
9202	4	Service (Blue) Aluminum Shutoff Gladhand
17215	5	Red / Blue 1/2" O.D. Aircoils with 15' Working Length
17220	5	Red / Blue Aircoils with 20' Working Length
1011P	6	Gladhand Pacifier
1011G	7	Gladhand Grips
1011LK	8	Gladhand Lock
9411	9	Dummy Coupling with Chain - No Vent Hole
9400G	10	40" Chrome Pogo Stick
94-0001	11	Heavy Duty, Steel Clamp
11548	---	Hose Separator for 3/8" I.D. Hose
11549	---	Hose Separator for 1/2" I.D. Hose
11600	12	Support Spring, 25.09"L - 1.13" Coil O.D.
11603	12	Support Spring, 15.42"L - 1.08" Coil O.D.



Fig. 1



Fig. 2



Fig. 3



Fig. 4



Fig. 5



Fig. 6



Fig. 7



Fig. 8



Fig. 9



Fig. 10



Fig. 11



Fig. 12

# FITTINGS

## Male to Female / Male



Mounting

Part #	Male	Female	Hole Size
115-88	1/2"	1/4"	1-1/4"

## Female to Female



Mounting

Part #	Female	Female	Hole Size
114B-44	1/4"	1/4"	7/8"
114-66	3/8"	3/8"	1"
114-88	1/2"	1/2"	1-1/4"

## Male to Female



Mounting

Part #	Male	Female	Hole Size
11300	1/2"	1/4"	1"
115-86	1/2"	3/8"	1"
11304	1/2"	3/8"	1"
11307	1"	3/8"	-

## Assembly w/ Spring Guard



Pipe

Part #	Hose I.D.	Thread
102	3/8"	1/4"
103	3/8"	3/8"
104	3/8"	1/2"

## Assembly w/o Spring Guard



Pipe

Part #	Hose I.D.	Thread
105	3/8"	1/4"
106	3/8"	3/8"
107	3/8"	1/2"

## Hose Mender



Hose

Part #	I.D.
105501	3/8"
107701	1/2"


## Ferrule



Hose

Part #	I.D.
1022	3/8"
1022-8	1/2"

## Tee



Part #	Pipe Thread
101-A	1/8"
101-B	1/4"
101-C	3/8"
101-D	1/2"

## Street Tee




Part #	Pipe Thread
107-A	1/8"
107-B	1/4"
107-C	3/8"
107-D	1/2"

## 90° Street Elbow



Part #	Pipe Thread
115-A	1/8"
115-B	1/4"
115-C	3/8"
115-D	1/2"

## Adapter



Thread

Part #	Male	Female
120-BA	1/8"	1/4"
120-CB	1/4"	3/8"
120-DC	3/8"	1/2"

## Bushing



Thread

Part #	Male	Female
110-BA	1/4"	1/8"
110-CB	3/8"	1/4"
110-DB	1/2"	1/4"
110-DC	1/2"	3/8"

## Close Nipple



Part #	Pipe Thread
112-A	1/8"
112-B	1/4"
112-C	3/8"
112-D	1/2"

## Hex Nipple



Part #	Pipe Thread
122-A	1/8"
122-B	1/4"
122-C	3/8"
122-D	1/2"

## Hex Head Plug



Part #	Pipe Thread
121-A	1/8"
121-B	1/4"
121-C	3/8"
121-D	1/2"
121-E	3/4"

# FITTINGS

**Union**



Part #	Tube Size
1362-4	1/4"
1362-6	3/8"
1362-8	1/2"
1362-10	5/8"
1362-12	3/4"

**Union Tee**



Part #	Tube Size
1364-4	1/4"
1364-6	3/8"
1364-8	1/2"
1364-10	5/8"
1364-12	5/8"

**Male Branch Tee**



Part #	Tube Size	Pipe Thread
1372-4A	1/4"	1/8"
1372-4B	1/4"	1/4"
1372-6B	3/8"	1/4"
1372-6C	3/8"	3/8"
1372-8C	1/2"	3/8"

**Male Run Tee**



Part #	Tube Size	Pipe Thread
1371-4A	1/4"	1/8"
1372-6B	3/8"	1/4"
1372-6C	3/8"	3/8"
1372-8C	1/2"	3/8"
1372-8D	1/2"	1/2"

**Male Elbow**



Part #	Tube Size	Pipe Thread
1369-4A	1/4"	1/8"
1369-4B	1/4"	1/4"
1369-4C	1/4"	3/8"
1369-6A	3/8"	1/8"
1369-6B	3/8"	1/4"
1369-6C	3/8"	3/8"
1369-8B	1/2"	1/4"
1369-8C	1/2"	3/8"
1369-8D	1/2"	1/2"

**Male Connector**




Part #	Tube Size	Pipe Thread
1368-4A	1/4"	1/8"
1368-4B	1/4"	1/4"
1368-4C	1/4"	3/8"
1368-6A	3/8"	1/8"
1368-6B	3/8"	1/4"
1368-6C	3/8"	3/8"
1368-8B	1/2"	1/4"
1368-8C	1/2"	3/8"
1368-8D	1/2"	1/2"

**45° Elbow**




Part #	Tube Size	Pipe Thread
1374-4B	1/4"	1/4"
1374-6B	3/8"	1/4"
1374-6C	3/8"	3/8"
1374-8B	1/2"	1/4"
1374-8C	1/2"	3/8"

**Tube Insert**




Part #	Tube Size
19241	1/4"
19261	3/8"
19281	1/2"

**Sleeve**



Part #	Tube Size
1360-4	1/4"
1360-6	3/8"
1360-8	1/2"

**Nut**



Part #	Tube Size
1361-4	1/4"
1361-6	3/8"
1361-8	1/2"